

5 steps to open a browser and go anywhere on the internet.

1. Double-click on a browser icon. The icons for the three most common browsers are shown below.



Google Chrome



Internet Explorer

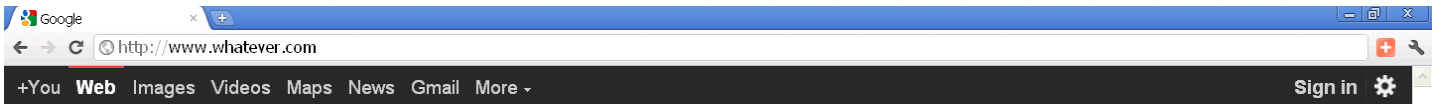


Mozilla Firefox

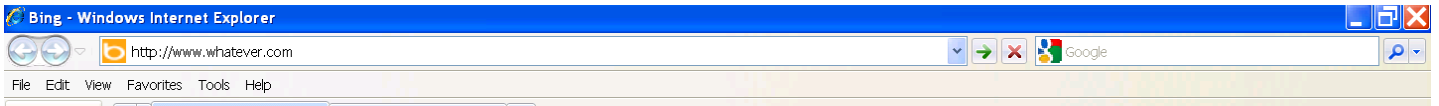
2. The browser will open and show the home page of whatever the computer's owner has chosen. It does not matter to you what this home page looks like. (If you are using your own computer, it may look familiar.)

Near the top of the browser page, there is a line of text inside of a long horizontal box that begins:

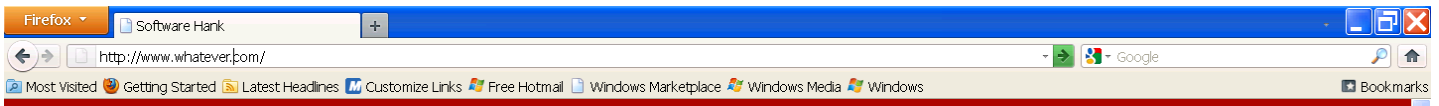
http:// or **www.** (See 3 different examples below.)



(top of Google Chrome browser)



(top of Internet Explorer browser page)



(top of Mozilla Firefox browser page)

3. Now that the browser is open, notice that inside that box near the top of the page there is a line of text similar to the following: **http://www.whatever.com** or just **www.whatever.com**

Carefully click anywhere on the text that starts with **http://** or **www.** Notice that the entire line will be highlighted, indicated by turning dark blue. Hit the “delete” key on the keyboard. The box will become blank.

4. In the blank box, type in any link (like **www.whatever.com**) and go anywhere on the internet!

Examples: **www.medicare.gov** **www.hotmail.com** **www.gmail.com**
www.google.com **www.duluthnewstribune.com** **www.gcflearnfree.org**
www.facebook.com **www.softwarehank.com**

5. After typing in the exact link, hit the “Enter” button on the keyboard.